

Small Group Leader Guide



Week 1

Ages 4-K
**A Voice in the
Night**

Question

When can you pray?

Answer

I can pray all night, all day!

Bible Verse

Psalms 55:17 NLT

Morning, noon, and night ... the LORD hears my voice.

What To Do First

Review

1. **Introduce** yourself.
2. **Say** the **Question**, **Answer**, and **Verse** together.

Read

1. **Lay** Story Cards in order.
2. **Point** to the first card.
3. **Read** the caption.
4. **Ask** the **Review Question**.
5. **Do** the **Action** together.
6. **Repeat** steps 2-5 for Story Cards 2-5.

Remember

What Do You See?

1. **Hold up** Story Card 1.
2. **Ask**, "What do you see in this picture?" *Group answers.*
3. **Repeat** steps 1-2 for Story Cards 2-5.

Review Questions & Actions

Story Card 1

Question

Who did Hannah pray to?
God

Action

Pretend to be Hannah.
Make prayer hands, and
talk with God.

Story Card 2

Question

When did God say
Samuel's name? *At night;
when Samuel was sleeping*

Action

Pretend to be asleep like
Samuel.

Story Card 3

Question

Did Eli say Samuel's name?
No

Action

Pretend to be Eli, and say,
"Go back to bed!"

Story Card 4

Question

Who listened to God?
Samuel

Action

Put your hands behind
your ears to show you're
listening.

Story Card 5

Question

How long did Samuel
share God's words? *Until
he was an old man*

Action

Crouch down on the floor,
and stand up slowly to
grow old like Samuel.

How To Wrap Up

Talk

Samuel talked with God. When do you
like to talk with God?



Pray

Ask kids what they want to talk to God
about, and pray with them.


Adventure Book

Begin at Check Out Time

1. If you need to help with check out, **combine** your Small Groups.
2. **Give** each kid an Adventure Book, six stickers, and some crayons.
3. **Help** kids do activities inside the book.
4. **Keep** kids busy coloring and talking during check out.
5. **Send** stickers home with kids who leave early.
6. When a kid leaves, **tell** the parents something positive about their kid.



Small Group Leader Guide



Week 2

Ages 4-K
**A Voice in the
Night**

Question

When can you pray?

Answer

I can pray all night, all day!

Bible Verse

Psalms 55:17 NLT

Morning, noon, and night ... the LORD hears my voice.

What To Do First

Review

1. **Introduce** yourself.
2. **Say** the **Question**, **Answer**, and **Verse** together.

Read

1. **Lay** Story Cards in order.
2. **Point** to the first card.
3. **Read** the caption.
4. **Ask** the **Review Question**.
5. **Do** the **Action** together.
6. **Repeat** steps 2-5 for Story Cards 2-5.

Remember

Mix It Up

1. **Shuffle** Story Cards.
2. **Place** Story Cards in the wrong order.
3. **Say**, "This story's mixed up! Let's put it in order."
4. Group **helps** put Story Cards in order.

Review Questions & Actions

Story Card 1

Question
Did God listen to Hannah?
Yes

Action
Pretend to be Hannah.
Make prayer hands, and
talk with God.

Story Card 2

Question
Who said Samuel's name?
God

Action
Pretend to be asleep like
Samuel.

Story Card 3

Question
What did Eli tell Samuel?
See Story Card 3.

Action
Pretend to be Eli, and say,
"Go back to bed!"

Story Card 4

Question
When did God talk with
Samuel? *At night*

Action
Put your hands behind
your ears to show you're
listening.

Story Card 5

Question
Who shared God's words
with everyone, even after
he grew up? *Samuel*

Action
Crouch down on the floor,
and stand up slowly to
grow old like Samuel!

How To Wrap Up

Talk



God wanted to talk with Samuel. What
does God want to talk with you about?

Pray


Ask kids what they want to talk to God
about, and pray with them.

Adventure Book Begin at Check Out Time

1. If you need to help with check out, **combine** your Small Groups.
2. **Give** each kid an Adventure Book, six stickers, and some crayons.
3. **Help** kids do activities inside the book.
4. **Keep** kids busy coloring and talking during check out.
5. **Send** stickers home with kids who leave early.
6. When a kid leaves, **tell** the parents something positive about their kid.



Small Group Leader Guide



Week 3

Ages 4-K
**A Voice in the
Night**

Question

When can you pray?

Answer

I can pray all night, all day!

Bible Verse

Psalm 55:17 NLT

Morning, noon, and night ... the LORD hears my voice.

What To Do First

Review

1. **Introduce** yourself.
2. **Say** the **Question**, **Answer**, and **Verse** together.

Read

1. **Lay** Story Cards in order.
2. **Point** to the first card.
3. **Read** the caption.
4. **Ask** the **Review Question**.
5. **Do** the **Action** together.
6. **Repeat** steps 2-5 for Story Cards 2-5.

Remember Now What?

1. **Lay** down Story Card 1.
2. **Read** the caption.
3. **Ask**, "Now what's going to happen in the next picture?" *Group answers.*
4. **Repeat** steps 1-3 for Story Cards 2-5.

Review Questions & Actions

Story Card 1

Question

What did Hannah pray to God about? *She wanted a son.*

Action

Pretend to be Hannah. Make prayer hands, and talk with God.

Story Card 2

Question

What was Samuel doing when God said his name? *Sleeping*

Action

Pretend to be asleep like Samuel.

Story Card 3

Question

Eli said someone else was calling Samuel's name. Who was it? *God*

Action

Pretend to be Eli, and say, "Go back to bed!"

Story Card 4

Question

What did God say when Samuel went back to bed? *"Samuel!"*

Action

Put your hands behind your ears to show you're listening.

Story Card 5

Question

What did Samuel share with everyone? *God's words*

Action

Crouch down on the floor, and stand up slowly to grow old like Samuel!

How To Wrap Up

Talk



God talked with Samuel at night. What can you talk about with God at night?

Pray

Ask kids what they want to talk to God about, and pray with them.

Adventure Book Begin at Check Out Time

1. If you need to help with check out, **combine** your Small Groups.
2. **Give** each kid an Adventure Book, six stickers, and some crayons.
3. **Help** kids do activities inside the book.
4. **Keep** kids busy coloring and talking during check out.
5. **Send** stickers home with kids who leave early.
6. When a kid leaves, **tell** the parents something positive about their kid.



Small Group Leader Guide



Week 4

Ages 4-K
**A Voice in the
Night**

Question

When can you pray?

Answer

I can pray all night, all day!

Bible Verse

Psalms 55:17 NLT

Morning, noon, and night ... the LORD hears my voice.

What To Do First

Review

1. **Introduce** yourself.
2. **Say** the **Question**, **Answer**, and **Verse** together.

Read

1. **Lay** Story Cards in order.
2. **Point** to the first card.
3. **Read** the caption.
4. **Ask** the **Review Question**.
5. **Do** the **Action** together.
6. **Repeat** steps 2-5 for Story Cards 2-5.

Remember

What's Missing?

1. **Lay** out four Story Cards.
2. **Ask**, "Which picture is missing?" *Group answers.*
3. **Lay** Story Card in place.
4. **Repeat** steps 1-3, but **leave out** different card.

Review Questions & Actions

Story Card 1

Question

How did God answer Hannah's prayer? *God gave her a son, Samuel.*

Action

Pretend to be Hannah. Make prayer hands, and talk with God.

Story Card 2

Question

When God said Samuel's name, what did God want? *To talk with Samuel*

Action

Pretend to be asleep like Samuel.

Story Card 3

Question

Why do you think Samuel thought Eli said his name? *Answers will vary.*

Action

Pretend to be Eli, and say, "Go back to bed!"

Story Card 4

Question

What did Samuel say to God? *"Speak, Lord. Your servant is listening."*

Action

Put your hands behind your ears to show you're listening.

Story Card 5

Question

What do you think Samuel and God talked about? *Answers will vary.*

Action

Crouch down on the floor, and stand up slowly to grow old like Samuel!

How To Wrap Up

Talk

Samuel was a good listener. What do you like to listen to?

Pray

Ask kids what they want to talk to God about, and pray with them.

Adventure Book Begin at Check Out Time

1. If you need to help with check out, **combine** your Small Groups.
2. **Give** each kid an Adventure Book, six stickers, and some crayons.
3. **Help** kids do activities inside the book.
4. **Keep** kids busy coloring and talking during check out.
5. **Send** stickers home with kids who leave early.
6. When a kid leaves, **tell** the parents something positive about their kid.

