


Small Group Leader Guide



Week 1

Ages 4-K
**A Test in the
Desert**

Question

What do you say to sins?

Answer

I say, "No!" to sins!

Bible Verse

Psalm 51:10 NIRV *God, create a pure heart in me. ...*

What To Do First

Review

1. **Introduce** yourself.
2. **Say** the **Question**, **Answer**, and **Verse** together.

Read

1. **Lay** Story Cards in order.
2. **Point** to the first card.
3. **Read** the caption.
4. **Ask** the **Review Question**.
5. **Do** the **Action** together.
6. **Repeat** steps 2-5 for Story Cards 2-5.

Remember

What Do You See?

1. **Hold up** Story Card 1.
2. **Ask**, "What do you see in this picture?" *Group answers.*
3. **Repeat** steps 1-2 for Story Cards 2-5.

Review Questions & Actions

Story Card 1

Question

Where did Jesus go? *To the desert*

Action

Rub your tummy like you're hungry.

Story Card 2

Question

What did Jesus say to sins? *"No!"*

Action

Say, "No!" together.

Story Card 3

Question

Did Jesus listen to Satan? *No!*

Action

Clap your hands to celebrate Jesus' good choices.

Story Card 4

Question

Did Satan leave when Jesus said, "Go away?" *Yes*

Action

Point at the picture of Satan and yell "Go away!"

Story Card 5

Question

Who came to take care of Jesus? *God's angels*

Action

Pretend to be angels taking care of Jesus.

How To Wrap Up

Talk

Jesus was very hungry.
What do you do when you're hungry?




Pray

Ask kids what they want to talk to God about, and pray with them.


Adventure Book

Begin at Check Out Time

1. If you need to help with check out, **combine** your Small Groups.
2. **Give** each kid an Adventure Book, six stickers, and some crayons.
3. **Help** kids do activities inside the book.
4. **Keep** kids busy coloring and talking during check out.
5. **Send** stickers home with kids who leave early.
6. When a kid leaves, **tell** the parents something positive about their kid.



Small Group Leader Guide



Week 2

Ages 4-K
**A Test in the
Desert**

Question

What do you say to sins?

Answer

I say, "No!" to sins!

Bible Verse

Psalm 51:10 NIRV *God, create a pure heart in me. ...*

What To Do First

Review

1. **Introduce** yourself.
2. **Say** the **Question**, **Answer**, and **Verse** together.

Read

1. **Lay** Story Cards in order.
2. **Point** to the first card.
3. **Read** the caption.
4. **Ask** the **Review Question**.
5. **Do** the **Action** together.
6. **Repeat** steps 2-5 for Story Cards 2-5.

Remember

Mix It Up

1. **Shuffle** Story Cards.
2. **Place** Story Cards in the wrong order.
3. **Say**, "This story's mixed up! Let's put it in order."
4. Group **helps** put Story Cards in order.

Review Questions & Actions

Story Card 1

Question

How long did Jesus stay in the desert? *40 days*

Action

Rub your tummy like you're hungry.

Story Card 2

Question

Who tried to get Jesus to sin? *Satan*

Action

Say, "No!" together.

Story Card 3

Question

What did Jesus say to sins? *"No!"*

Action

Clap your hands to celebrate Jesus' good choices.

Story Card 4

Question

Who had to listen to Jesus? *Satan*

Action

Point at the picture of Satan and yell "Go away!"

Story Card 5

Question

Did Jesus ever sin or make a wrong choice? *No*

Action

Pretend to be angels taking care of Jesus.

How To Wrap Up

Talk




Jesus said, "No!" to sins. What do you say, "No!" to?

Pray


Ask kids what they want to talk to God about, and pray with them.

Adventure Book Begin at Check Out Time

1. If you need to help with check out, **combine** your Small Groups.
2. **Give** each kid an Adventure Book, six stickers, and some crayons.
3. **Help** kids do activities inside the book.
4. **Keep** kids busy coloring and talking during check out.
5. **Send** stickers home with kids who leave early.
6. When a kid leaves, **tell** the parents something positive about their kid.



Small Group Leader Guide



Week 3

Ages 4-K
**A Test in the
Desert**

Question

What do you say to sins?

Answer

I say, "No!" to sins!

Bible Verse

Psalm 51:10 NIRV *God, create a pure heart in me. ...*

What To Do First

Review

1. **Introduce** yourself.
2. **Say** the **Question**, **Answer**, and **Verse** together.

Read

1. **Lay** Story Cards in order.
2. **Point** to the first card.
3. **Read** the caption.
4. **Ask** the **Review Question**.
5. **Do** the **Action** together.
6. **Repeat** steps 2-5 for Story Cards 2-5.

Remember Now What?

1. **Lay** down Story Card 1.
2. **Read** the caption.
3. **Ask**, "Now what's going to happen in the next picture?" *Group answers.*
4. **Repeat** steps 1-3 for Story Cards 2-5.

Review Questions & Actions

Story Card 1

Question

What did Jesus eat and drink in the desert?
Nothing

Action

Rub your tummy like you're hungry.

Story Card 2

Question

Who did Satan try to get to sin? *Jesus*

Action

Say, "No!" together.

Story Card 3

Question

What did Satan want Jesus to do? *Say, "Yes!" to sins.*

Action

Clap your hands to celebrate Jesus' good choices.

Story Card 4

Question

Who did Jesus tell to go away? *Satan*

Action

Point at the picture of Satan and yell "Go away!"

Story Card 5

Question

What did Jesus always say to sins? *No!*

Action

Pretend to be angels taking care of Jesus.

How To Wrap Up

Talk




God's angels took care of Jesus.
Who takes care of you?

Pray


Ask kids what they want to talk to God about, and pray with them.

Adventure Book Begin at Check Out Time

1. If you need to help with check out, **combine** your Small Groups.
2. **Give** each kid an Adventure Book, six stickers, and some crayons.
3. **Help** kids do activities inside the book.
4. **Keep** kids busy coloring and talking during check out.
5. **Send** stickers home with kids who leave early.
6. When a kid leaves, **tell** the parents something positive about their kid.



Small Group Leader Guide



Week 4

Ages 4-K
A Test in the Desert

Question

What do you say to sins?

Answer

I say, "No!" to sins!

Bible Verse

Psalm 51:10 NIRV *God, create a pure heart in me. ...*

What To Do First

Review

1. **Introduce** yourself.
2. **Say** the **Question**, **Answer**, and **Verse** together.

Read

1. **Lay** Story Cards in order.
2. **Point** to the first card.
3. **Read** the caption.
4. **Ask** the **Review Question**.
5. **Do** the **Action** together.
6. **Repeat** steps 2-5 for Story Cards 2-5.

Remember

What's Missing?

1. **Lay** out four Story Cards.
2. **Ask**, "Which picture is missing?" *Group answers.*
3. **Lay** Story Card in place.
4. **Repeat** steps 1-3, but **leave out** different card.

Review Questions & Actions

Story Card 1

Question

How did Jesus feel in the desert? *Hungry and thirsty*

Action

Rub your tummy like you're hungry.

Story Card 2

Question

Why did Satan think Jesus would sin? *Because Jesus was hungry and thirsty*

Action

Say, "No!" together.

Story Card 3

Question

Do you think it was hard for Jesus to say, "No!" to sins? *Answers will vary.*

Action

Clap your hands to celebrate Jesus' good choices.

Story Card 4

Question

What did Jesus say to Satan? *"Go away, Satan!"*

Action

Point at the picture of Satan and yell "Go away!"

Story Card 5

Question

Did Jesus ever say, "Yes!" to sins? *No!*

Action

Pretend to be angels taking care of Jesus.

How To Wrap Up

Talk

Jesus read His Bible.
Who can read the Bible to you?

Pray

Ask kids what they want to talk to God about, and pray with them.

Adventure Book Begin at Check Out Time

1. If you need to help with check out, **combine** your Small Groups.
2. **Give** each kid an Adventure Book, six stickers, and some crayons.
3. **Help** kids do activities inside the book.
4. **Keep** kids busy coloring and talking during check out.
5. **Send** stickers home with kids who leave early.
6. When a kid leaves, **tell** the parents something positive about their kid.

